


#### Warning :

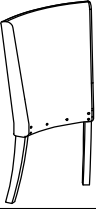
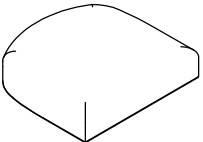

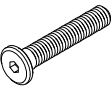
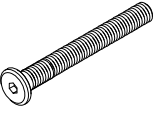



- Be sure to check all packing material carefully for small parts, which may have come loose inside the carton during shipment.
- To prevent possible scratches and damage, this furniture must be assembled on a soft surface such as a blanket or carpet.



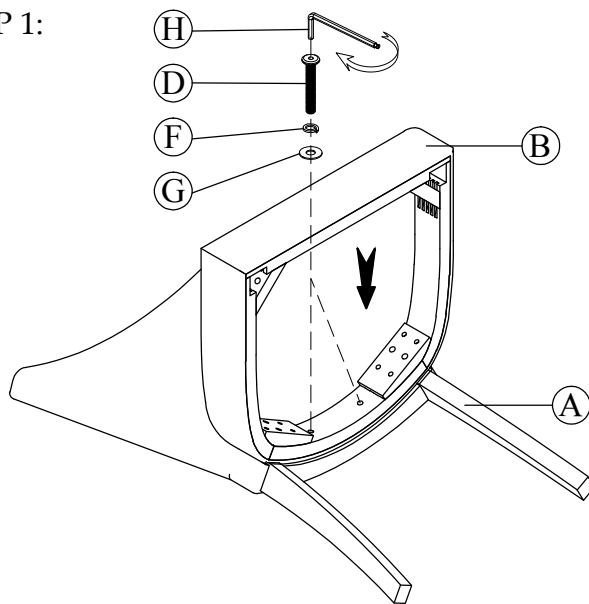
30728

Uph Side Chair - Linen 2in

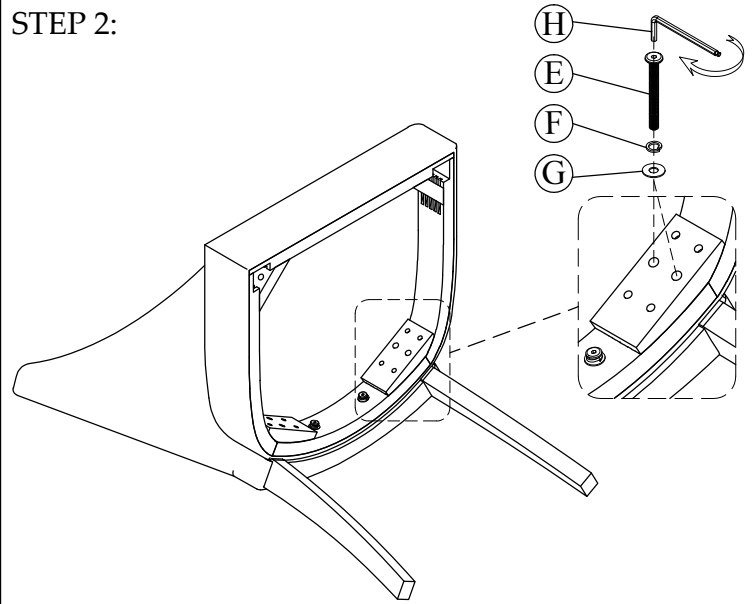
#### Components and Hardware List

 <p>Chair Back</p> <p>(A) 1 Pc.</p>	 <p>Chair Seat</p> <p>(B) 1 Pc.</p>	 <p>Front Leg</p> <p>(C) 2 Pcs.</p>		
 <p>Allen Head Bolt M8-32 x 50mm</p> <p>(D) 6 Pcs.</p>	 <p>Allen Head Bolt M8-32 x 80mm</p> <p>(E) 4 Pcs.</p>	 <p>Lock Washer Ø9 x Ø13mm</p> <p>(F) 10 Pcs.</p>	 <p>Flat Washer Ø8 x Ø20mm</p> <p>(G) 10 Pcs.</p>	 <p>Allen Key 4 x 110mm</p> <p>(H) 1 Pc.</p>

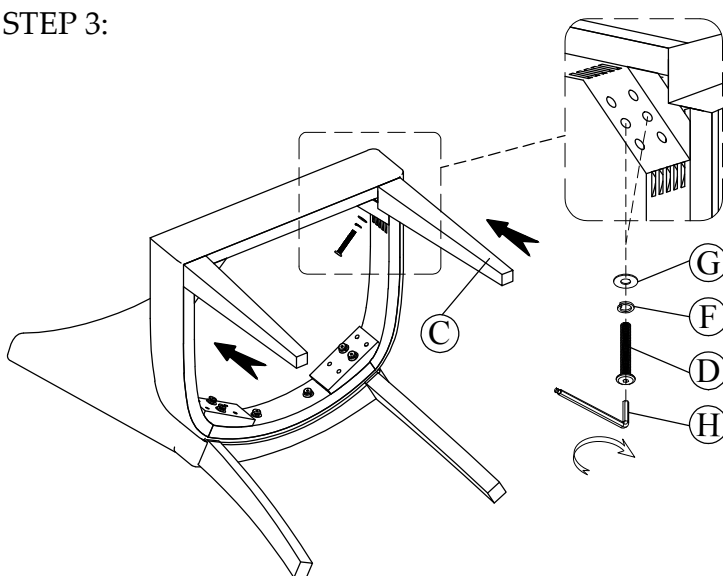
#### STEP 1:



#### STEP 2:



#### STEP 3:



#### Complete

